

## Schottky Barrier diode

## BAT54/A/C/S

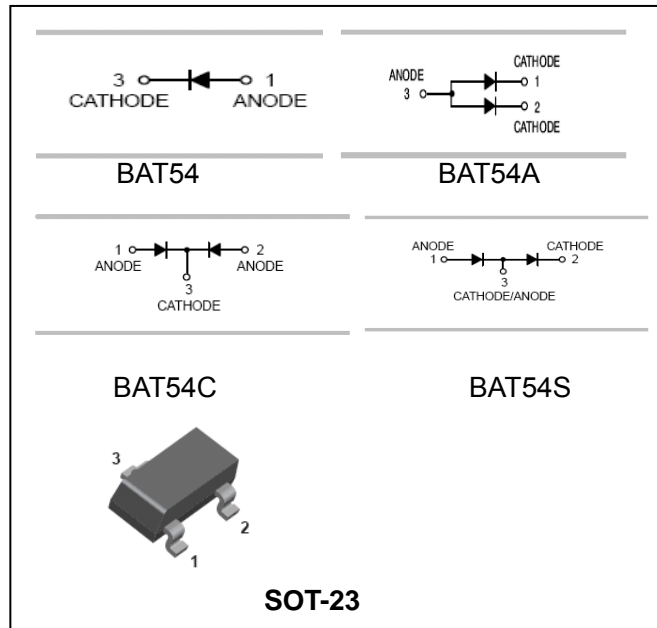
### FEATURES

- Extremely Fast switching speed.
- Low forward voltage.
- Power dissipation  $P_d=200\text{mW}$
- Pb-Free package is available.



### APPLICATIONS

- Fast switching speed diode



### ORDERING INFORMATION

Type No.	Marking	Package Code
BAT54	KL1	SOT-23
BAT54A	KL2	SOT-23
BAT54C	KL3	SOT-23
BAT54S	KL4	SOT-23

### MAXIMUM RATING @ $T_a=25^\circ\text{C}$ unless otherwise specified

Parameter	Symbol	Limits	Unit
Peak Repetitive Peak reverse voltage Working Peak Reverse Voltage DC Reverse Voltage	$V_{RRM}$ $V_{RWM}$ $V_R$	30	V
Forward Continuous Current	$I_F$	200	mA
Power Dissipation	$P_d$	200	mW
Storage temperature	$T_{STG}$	-55-150	$^\circ\text{C}$

## Schottky Barrier diode

## BAT54/A/C/S

### ELECTRICAL CHARACTERISTICS @ Ta=25°C unless otherwise specified

Parameter	Symbol	Min.	Typ.	Max.	Unit	Conditions
Reverse Breakdown Voltage	$V_{(BR)}$	30			V	$I_R=100\mu A$
Forward voltage	$V_{F1}$			0.24	V	$I_F=0.1mA$
	$V_{F2}$			0.32	V	$I_F=1mA$
	$V_{F3}$			0.40	V	$I_F=10mA$
	$V_{F4}$			0.50	V	$I_F=30mA$
	$V_{F5}$			1	V	$I_F=100mA$
Reverse current	$I_R$			2	$\mu A$	$V_R=25V$
Diode Capacitance	$C_D$			10	pF	$V_R=1V, f=1MHz$
Reverse Recovery Time	$t_{rr}$			5	ns	$I_F=I_R=10mA$ $I_{rr}=0.1I_R, R_L=100\Omega$

### TYPICAL CHARACTERISTICS @ Ta=25°C unless otherwise specified

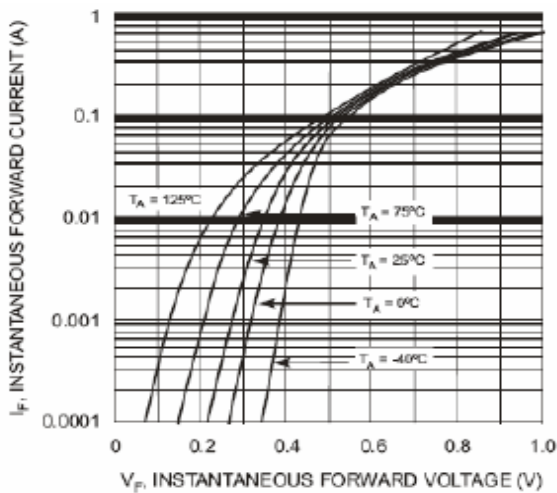


Fig. 1 Forward Characteristics

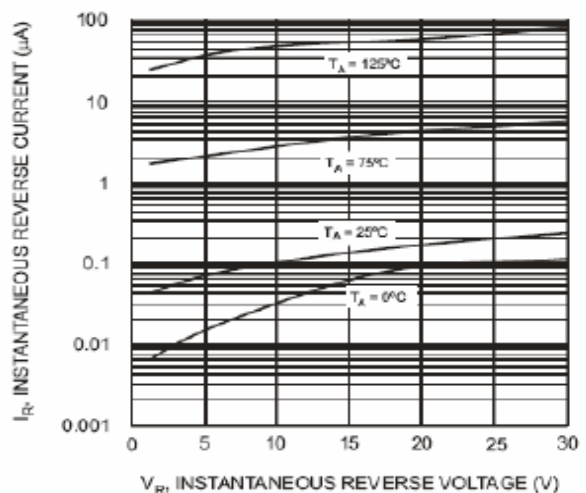


Fig. 2 Typical Reverse Characteristics

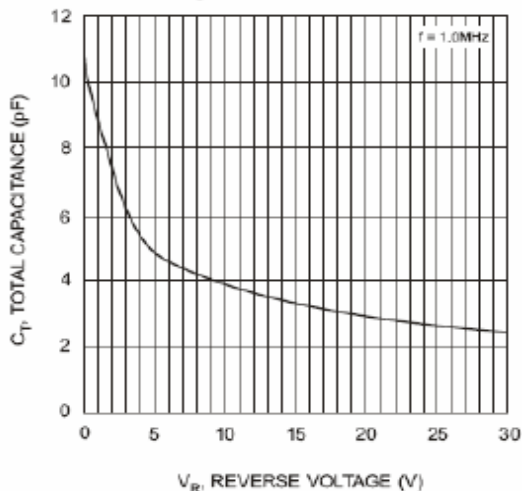


Fig. 3 Typical Capacitance vs. Reverse Voltage

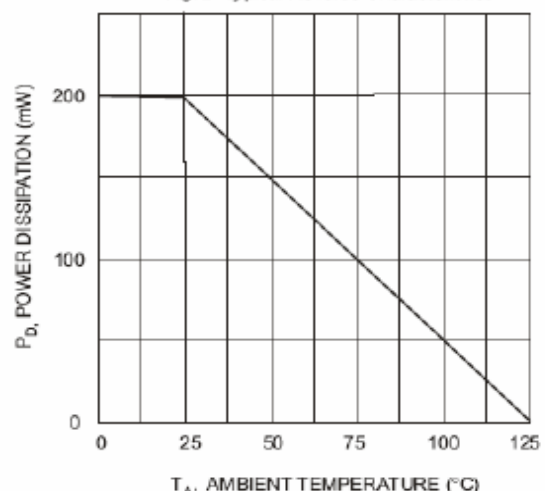


Fig. 4 Power Derating Curve

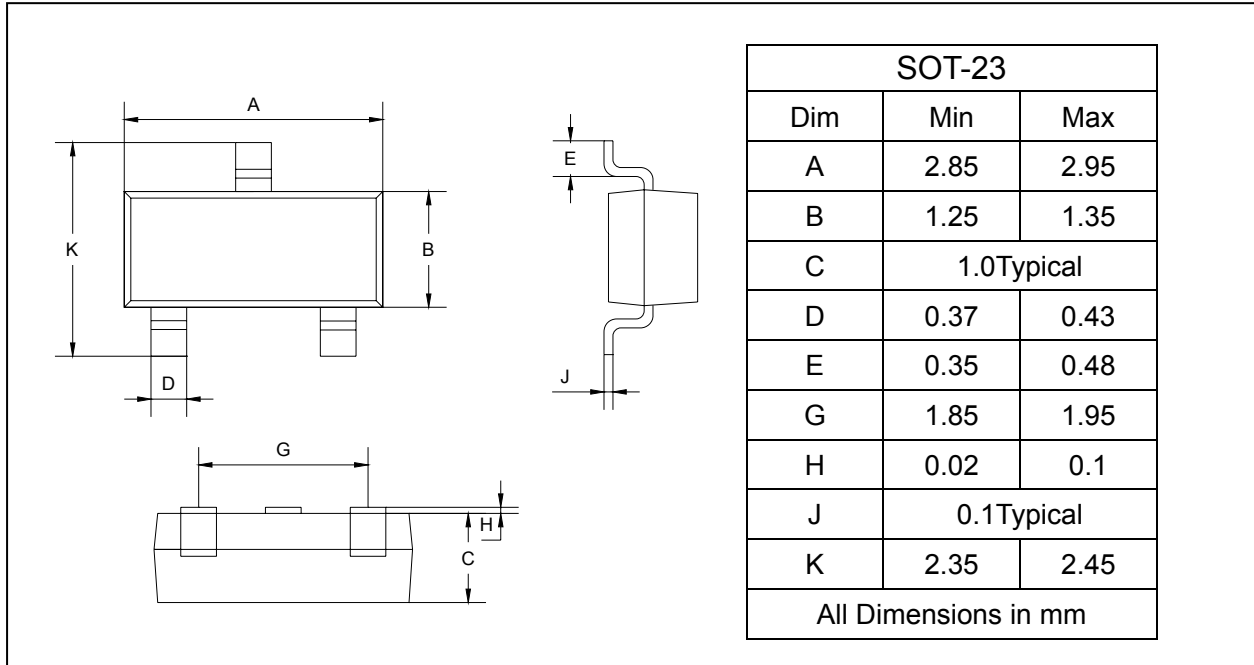
## Schottky Barrier diode

## BAT54/A/C/S

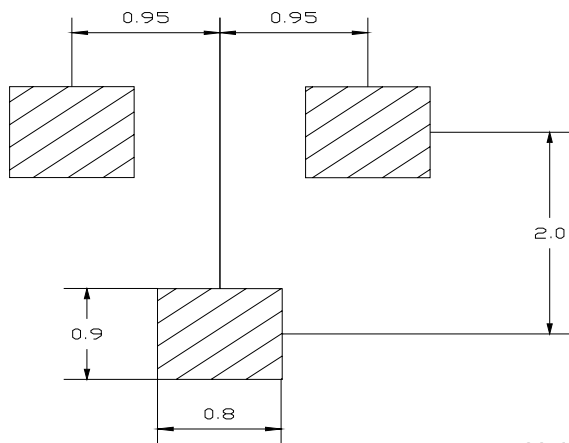
### PACKAGE OUTLINE

Plastic surface mounted package

SOT-23



### SOLDERING FOOTPRINT



Unit : mm

### PACKAGE INFORMATION

Device	Package	Shipping
BAT54/A/C/S	SOT-23	3000/Tape&Reel